

For PS4™ | PS3™

EAR FORCE®
R E C O N
60P

TURTLE
BEACH



EAR FORCE
RECON



AMPLIFIED GAMING HEADSET

USER GUIDE

EAR FORCE® RECON 60P AMPLIFIED GAMING HEADSET



Congratulations on your purchase of the Ear Force Recon 60P Gaming headset from Turtle Beach. Turtle Beach brings over 45 years of expertise to transforming your listening experience.



Table of Contents

About the Ear Force Recon 60P	P4
In the Box	P5
Parts and Control	P6
PS4 Setup	P7
PS3 Setup	P8
Xbox One Setup	P9
PC/Mac Setup	P10
Mobile Setup	P11
Adjusting Sound	P12
Specifications	P13
Troubleshooting Tips	P14
Important Safety Information	P15
Regulatory Compliance	P16
Declaration Conformity	P17
Warranty Information	P18

About the Ear Force Recon 60P

The Ear Force® Recon 60P delivers long-lasting comfort, game-changing features and Turtle Beach quality to PlayStation® gaming, with booming 40mm Neodymium stereo speakers and an In-line Remote that puts Master Volume and Mic Mute controls at your fingertips. The Recon 60P connects directly to the console as well as PS Vita™, PCs, tablets, mobile gaming devices and the newest Xbox One controllers*.



Comfortable & Quiet

Large 40mm stereo speakers produce crisp highs and thundering lows.



Volume Control

In-line Remote puts Master Volume Control and Mic Mute at your fingertips.



PS4™ and PS3™ Connect

Quickly and easily connect directly to both PS4™ and PS3™ Consoles.



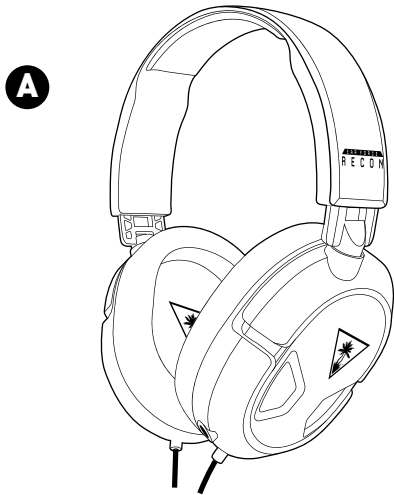
Mobile Gaming Versatility

Use the Recon 60P for PC gaming and mobile gaming devices including PS Vita™.

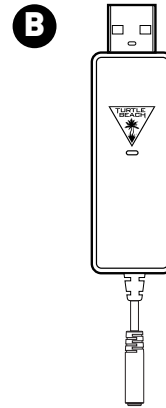
*Works with Xbox One controllers with a 3.5mm stereo headset jack.
Other controllers require the Xbox One Headset Audio Controller (sold separately).

In the Box

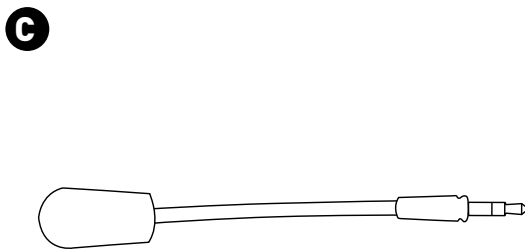
For our Knowledgebase and Technical Support please visit turtlebeach.com/support



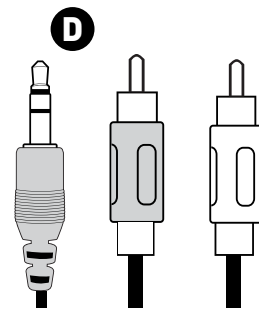
A
Ear Force Recon 60P Headset



B
Ear Force Recon 60P Amplifier



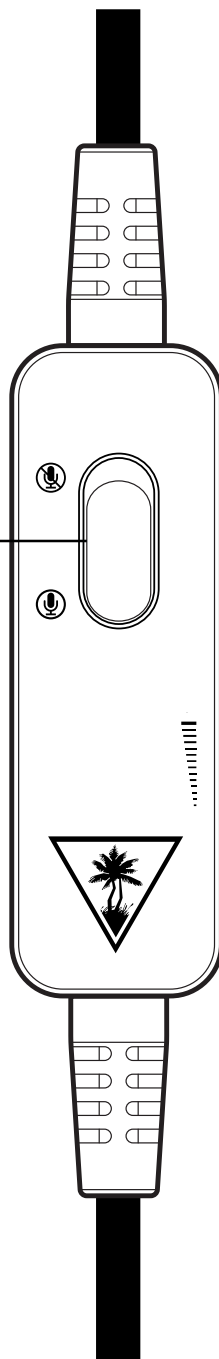
C
Removable Mic Boom



D
RCA Splitter Cable

Parts and Controls

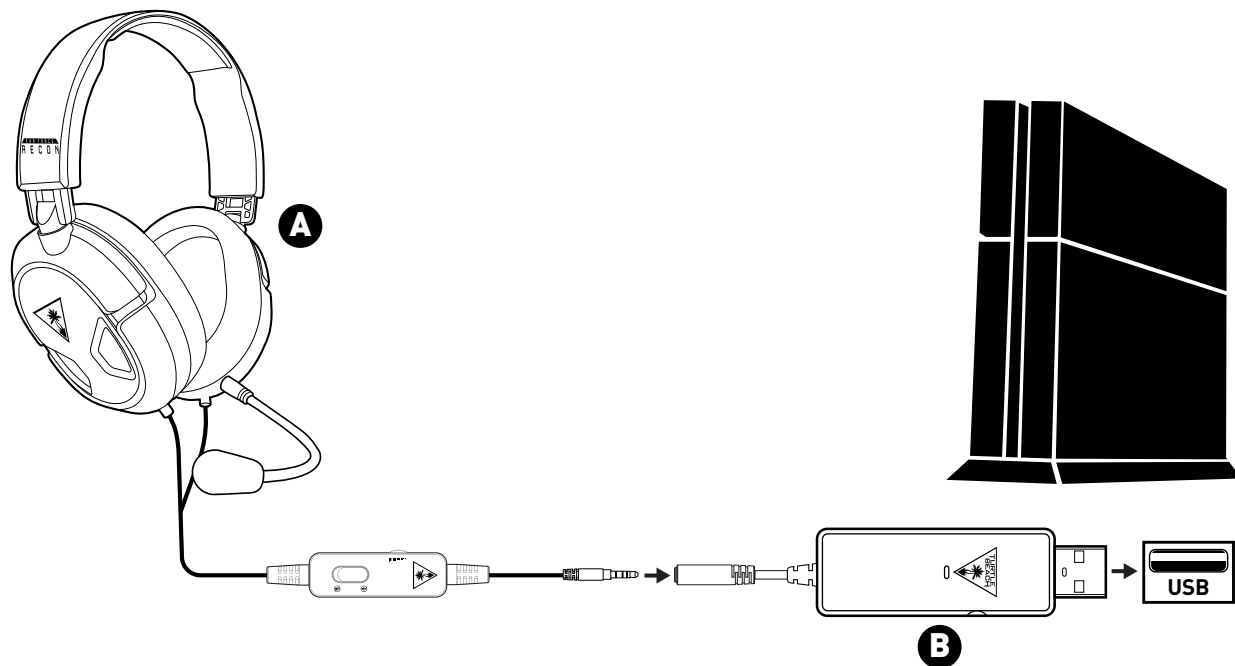
Mic Mute Switch
Switch to  to mute the microphone.



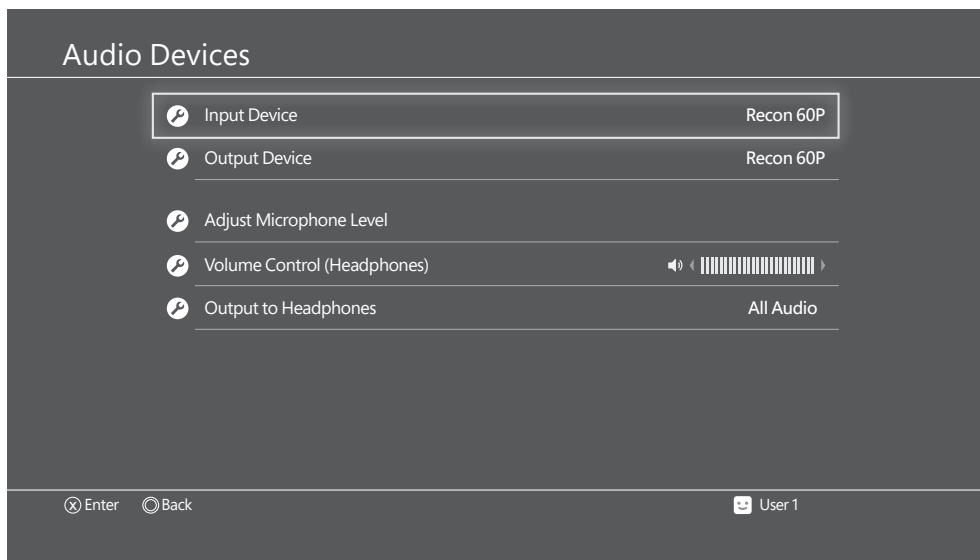
Master Volume
Adjust the master volume of the incoming game/chat/mic monitor audio

PS4™ setup

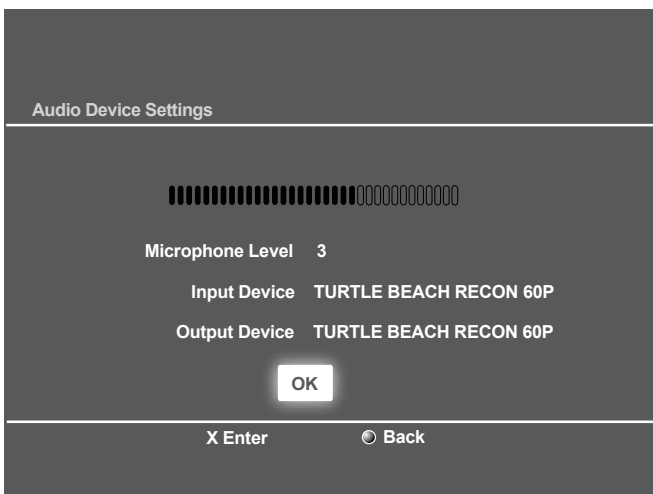
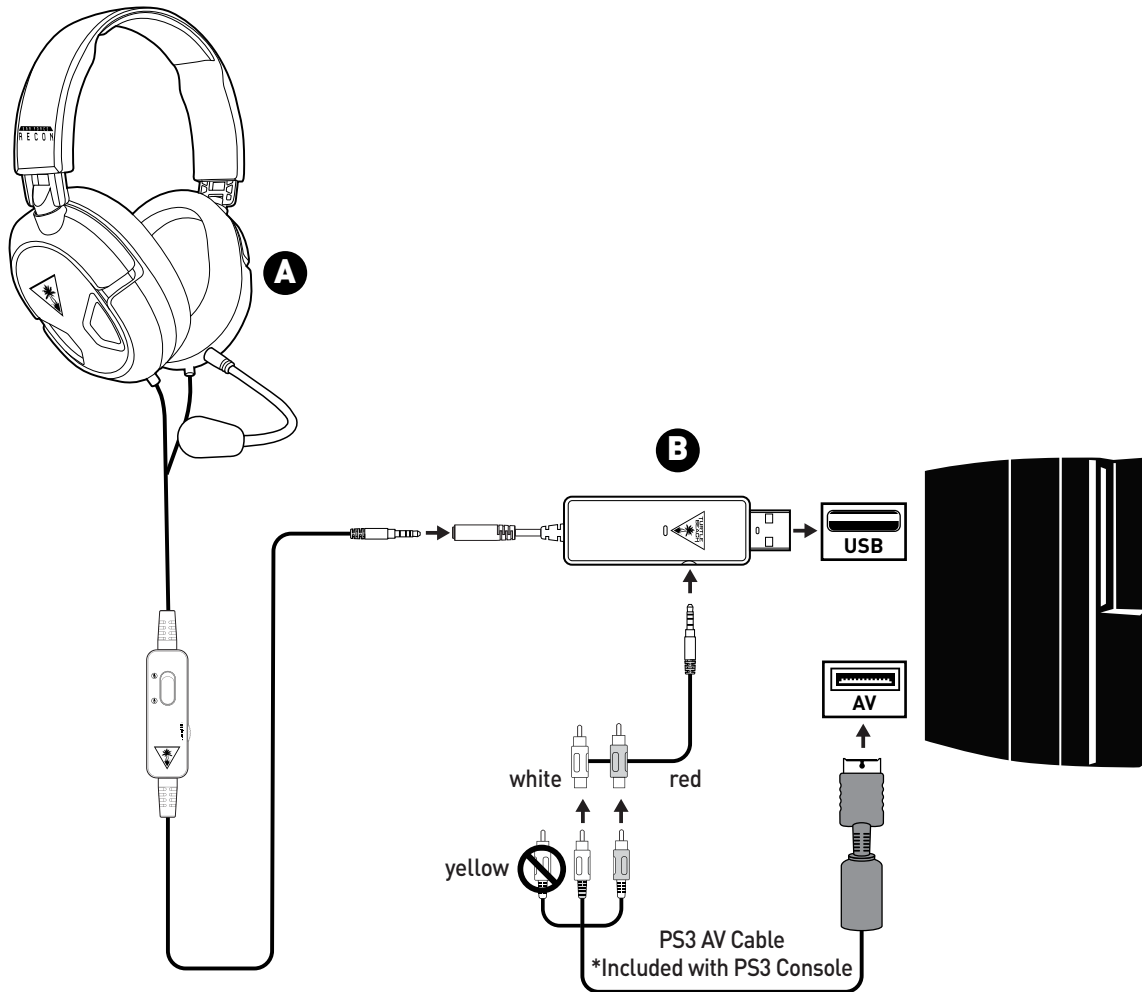
The Ear Force Recon 60P headset is designed for use with PS4™ consoles.



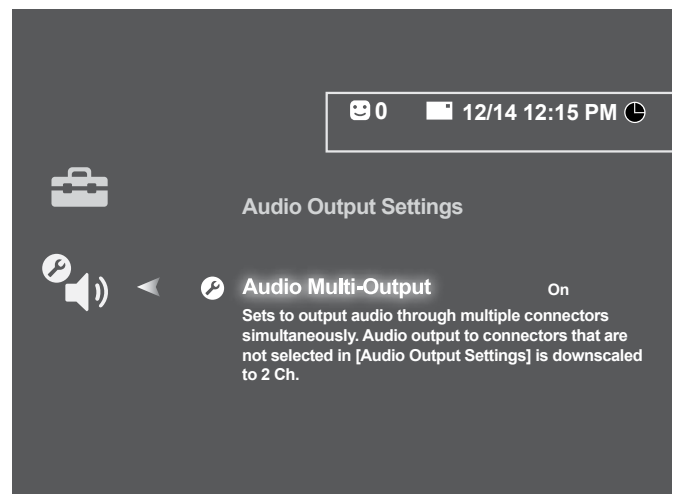
1. Go to Settings >> Devices >> Audio Devices
2. Select USB Device for Input & Output Device
3. Set Output to Headphones to All Audio
4. Set Volume Control (Headphones) level to maximum
5. Select Adjust Microphone Level and follow the on-screen instructions to calibrate your microphone



PS3™ Setup

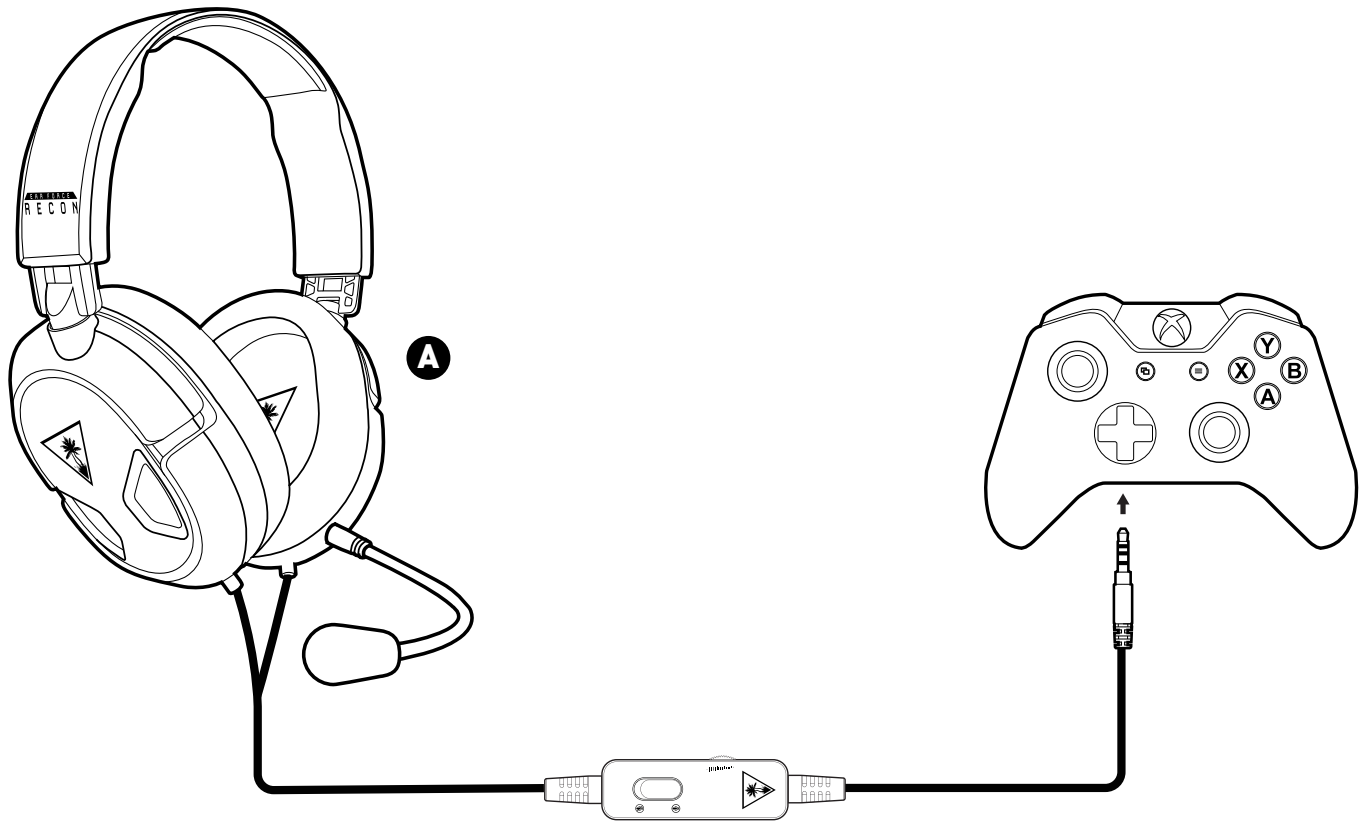


1. Settings > Accessory Settings > Audio Device Settings

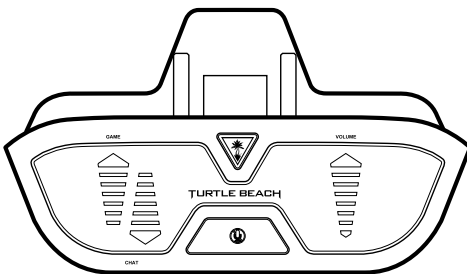


2. Settings > Sound Settings > Audio Multi-Output On

Xbox One Setup

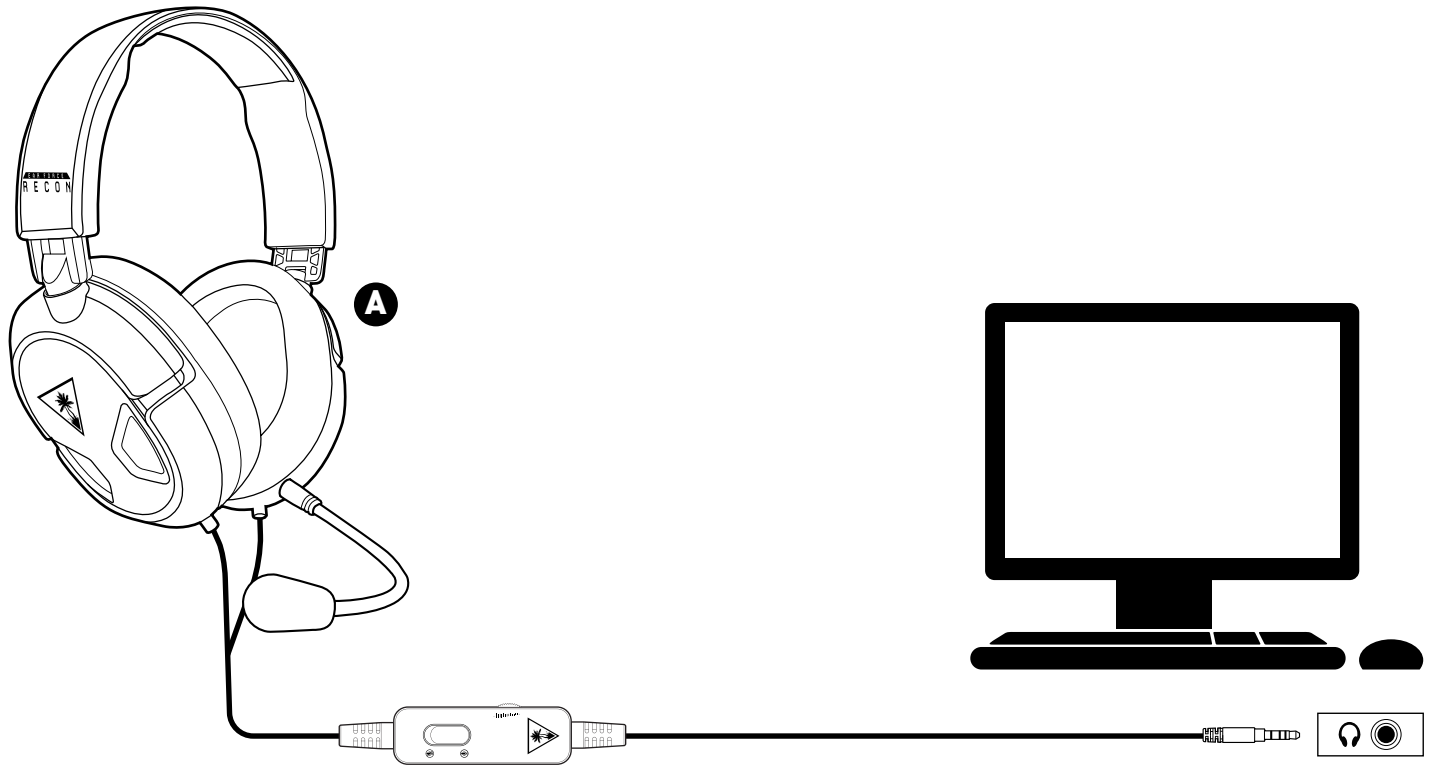


NOTES

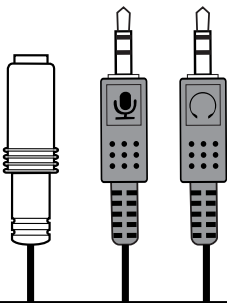


The Recon 60P requires the NEW Xbox One Controller (with 3.5mm headset jack). Purchase the Ear Force Headset Audio Controller from turtlebeach.com for use with the original Xbox One Controller.

PC/Mac Setup

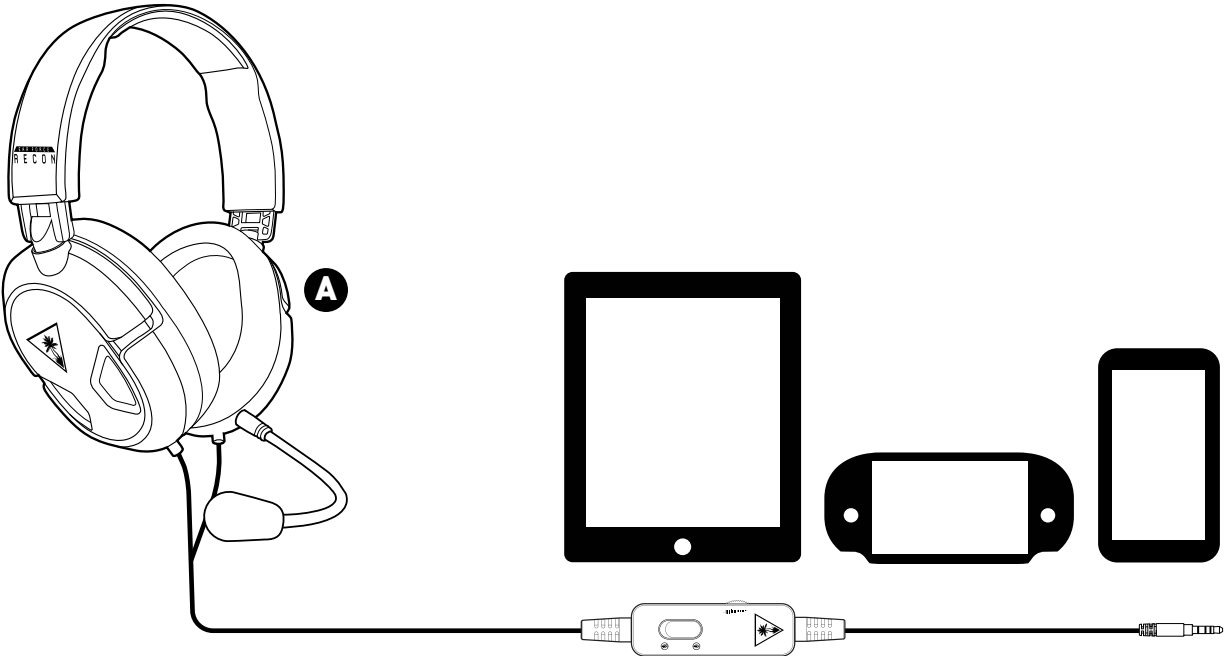


NOTES



If your PC uses separate Green/Pink connectors for audio you will need a PC Splitter Cable. This adapter is available online at turtlebeach.com

Mobile Setup



Adjusting sound

If you want to...	Then...
Adjust PS4 Console Audio Volume	<p>On the PS4 Console:</p> <ol style="list-style-type: none"> 1. Go to Settings >> Audio Devices 2. Adjust Volume Control <p>On the In-Line Control:</p> <ol style="list-style-type: none"> 1. Turn the Volume Control
Adjust PS4 Console Mic Level	<p>On the PS4 Console:</p> <ol style="list-style-type: none"> 1. Go to Settings >> Audio Devices 2. Adjust Microphone Level
Adjust Xbox One Console Audio Volume	<p>When using the Xbox One Controller with 3.5mm jack:</p> <p>On the Xbox One Console:</p> <ol style="list-style-type: none"> 1. Go to Settings >> Devices and Accessories >> Xbox One Wireless Controller >> Volume 2. Adjust Volume <p>When using a Headset Audio Controller:</p> <ol style="list-style-type: none"> 1. Adjust the levels right on the Headset Audio Controller connected to your Xbox One Controller
Turn the microphone on and off	<ol style="list-style-type: none"> 1. Slide the Mic Mute switch on the In-Line Controls
Adjust Mic Monitor	<p>Mic Monitor will increase/decrease along with your master volume as controlled by the In-Line Volume Control.</p>


Specifications

Headset

- Speakers 50mm with Neodymium Magnets
- Frequency Response 20Hz - 20kHz
- Earpad Material Fabric (Blue) with Foam Cushion
- Earcup Design Over-Ear (Closed)
- Microphone Design Removable Omni-Directional Microphone

Amplifier

- Game/Chat Input/Output PS4 USB
- Game Input PS3 RCA - 3.5mm
- Chat Input/Output PS3 USB



Troubleshooting Tips

No Sound

Possible cause	Solution
Incorrect Setup	Check that all of your cables are properly connected according to the diagrams in the setup section of this user guide
Master Volume turned down	Confirm that your Master Volume Setting is turned up. 1. Adjust the Master Volume Control on the in-line volume control
Loose connection	Make sure all cables are firmly connected.

Voice Chat Issues

Possible cause	Solution
Incorrect Setup (PS4)	Check all of your settings are correct (pg 7)
Incorrect Setup (Xbox One)	Check all of your settings are correct (pg 8)
Incorrect Setup (PC)	Confirm that your Headset/Mic is selected as the default audio device in the Windows Playback/Recording Devices Tabs.
Incorrect Program Settings (PC)	Some programs have their own audio settings, if you encounter trouble with chat only in a certain program check that you are configured correctly.
Mic Muted	Slide the Mic Mute switch on the In-Line Controls

If your issue is not resolved by these steps, please visit turtlebeach.com/support

Important Safety Information

To avoid potential damage to the device, always disconnect all cables before transporting it.

WARNING: Permanent hearing damage can occur if a headset is used at high volumes for extended periods of time, so it is important to keep the volume at a safe level. Over time, your ears adapt to loud volume levels, so a level that may not cause initial discomfort can still damage your hearing. If you experience ringing in your ears after listening with the headset, it means the volume is set too loud. The louder the volume is set, the less time it takes to affect your hearing. So, please take care to listen at moderate levels.

- Before placing a headset on your ears, turn the volume down completely, then slowly increase it to a comfortable level.
- Turn down the volume if you can't hear people speaking near you.
- Avoid turning up the volume to block out noisy surroundings.

Regulatory Compliance Statements for the EAR FORCE Recon 60P Model

Federal Communications Commission (FCC) Compliance Notices

This section includes the following FCC statements for the EAR FORCE Recon 60P Models:

- Class B Interference Statement
- RF Radiation Exposure & Hazard Warning
- Non-Modification Statement
- Deployment Statement

Class B Interference Statement

This equipment has been tested and found to comply with the limits for a Class B digital device, pursuant to Part 15 of the FCC Rules. These limits are designed to provide reasonable protection against harmful interference in a residential installation. This equipment generates, uses, and can radiate radio frequency energy and, if not installed and used in accordance with the instructions, may cause harmful interference to radio communications. However, there is no guarantee that interference will not occur in a particular installation. If this equipment does cause harmful interference to radio or television reception, which can be determined by turning the equipment off and on, the user is encouraged to try to correct the interference by one or more of the following measures:

- Reorient or relocate the receiving antenna.
- Increase the separation between the equipment and receiver.
- Connect the equipment into an outlet on a circuit different from that to which the receiver is connected.
- Consult the dealer or an experienced radio/TV technician for help.

FCC Caution:

This device complies with Part 15 of the FCC Rules. Operation is subject to the following two conditions: (1) This device may not cause harmful interference, and (2) this device must accept any interference received, including interference that may cause undesired operation.

Canadian ICES Statements

Canadian Department of Communications Radio Interference Regulations

This digital apparatus does not exceed the Class B limits for radio-noise emissions from a digital apparatus as set out in the Radio Interference Regulations of the Canadian Department of Communications. This Class B digital apparatus complies with Canadian ICES-003. Règlement sur le brouillage radioélectrique du ministère des Communications

Cet appareil numérique respecte les limites de bruits radioélectriques visant les appareils numériques de classe B prescrites dans le Règlement sur le brouillage radioélectrique du ministère des Communications du Canada. Cet appareil numérique de la Classe B est conforme à la norme NMB-003 du Canada.

Declaration of Conformity

AUSTRIA, BELGIUM, BULGARIA, CYPRUS, CZECH REPUBLIC, DENMARK, ESTONIA, FINLAND, FRANCE, GERMANY, GREECE, HUNGARY, IRELAND, ITALY, LATVIA, LITHUANIA, LUXEMBOURG, MALTA, NETHERLANDS, POLAND, PORTUGAL, ROMANIA, SLOVAKIA, SLOVENIA, SPAIN, SWEDEN, UNITED KINGDOM, ICELAND, LICHTENSTEIN, NORWAY, SWITZERLAND

Marking by this symbol: 

indicates compliance with the Essential Requirements of the R&TTE Directive of the European Union (1999/5/EC). This equipment meets the following conformance standards:

Safety: EN 60950-1: 2006 + A11: 2009 + A1: 2010 + A12: 2011 (T-Mark License)
IEC 60950-1: 2005 (2nd Edition) + Am 1: 2009 (CB Scheme Report/Certificate),
EN 50332-1: 2000, EN 50332-2: 2003, EN 71-3: 2013

Also Licensed for Standards: UL 60950-1: 2007 R12.11, CAN/CSA-C22.2 No. 60950-1-07 + A1: 2011
Additional licenses issued for specific countries available on request

Emissions: EN 55022: 2010, CISPR 22: 2008

Immunity: EN 55024: 2010, CISPR 24: 2010, EN 61000-4-2: (2009), EN 61000-4-3: (2010), EN 61000-4-8: (2010)
EN61000-4-4: 2010, EN 61000-4-6: 2009

The products are licensed, as required, for additional country specific standards for the International Marketplace. Additional issued licenses available upon request.

Environmental: Low Voltage Directive 2006/95/EC, RoHS 2011/65/EU, REACH 2006/1907/EC, WEEE 2012/19/EU, Packaging 94/62/EC, Toys Safety Directive 2009/48/EC

Warning!

This is a Class B product. In a domestic environment, this product may cause radio interference, in which case, the user may be required to take appropriate measures.

Achtung!

Dieses ist ein Gerät der Funkstörgrenzwertklasse B. In Wohnbereichen können bei Betrieb dieses Gerätes Rundfunkstörungen auftreten, in welchen Fällen der Benutzer für entsprechende Gegenmaßnahmen verantwortlich ist.

Attention!

Ceci est un produit de Classe B. Dans un environnement domestique, ce produit risque de créer des interférences radioélectriques, il appartiendra alors à l'utilisateur de prendre les mesures spécifiques appropriées.



This symbol on the product or its packaging indicates that this product must not be disposed of with your other household waste. Instead, it is your responsibility to dispose of your waste equipment by handing it over to a designated collection point for the recycling of waste electrical and electronic equipment. The separate collection and recycling of your waste equipment at the time of disposal will help conserve natural resources and ensure that it is recycled in a manner that protects human health and the environment. For more information about where you can drop off your waste for recycling, please contact your local authority, or where you purchased your product.

LIMITED ONE YEAR WARRANTY FOR TURTLE BEACH PRODUCTS:

Voyetra Turtle Beach, Inc. ("VTB") warrants to the original end-user purchaser ("Purchaser") that the retail Turtle Beach hardware product herein ("Product") will be free of defects in materials and workmanship for a period of one year from the date of purchase by the Purchaser ("Warranty Period"). Any Extended Warranty or Service Plans purchased through a Retail store are not honored by VTB. The Warranty refers to the repair/replacement of a defective product during this period and not a refund.

This limited warranty is extended only to the original Purchaser of a new product, which was not sold "AS IS". It is not transferable or assignable to any subsequent purchaser. This limited warranty is applicable only in the country or territory where the Product was purchased from an authorized VTB retailer and does not apply to a Product that has been purchased as used or refurbished or was included as part of a non-VTB product.

WARRANTY SERVICE:

In the USA and CANADA Warranty Service is provided by our Turtle Beach USA offices and in all other Countries it is provided by our local International Distributors when available. Refurbished/Recertified products are sold on an AS IS basis with a 90-day Warranty or less in accordance with each vendor's policy.

VTB does not warrant uninterrupted or error-free operation of the Product and is under no obligation to support the Product for all computer operating systems or future versions of such operating systems.

If a defect should occur during the Warranty Period, Purchaser must contact VTB to obtain a Return Merchandise Authorization ("RMA") number on the basis of the dated purchase receipt. Purchaser will be responsible for shipping costs incurred in returning the defective Product to an authorized VTB service center, or to the repair facility located at VTB's corporate headquarters. VTB will not be responsible for other products or accessories included with the defective Product sent to VTB. The RMA number must be clearly indicated on the outside of the package. Packages without an RMA number will be refused by VTB or its representatives and returned to sender at the sender's expense.

In the event of a defect, Purchaser's sole and exclusive remedy, and VTB's sole liability, is expressly limited to the correction of the defect by adjustment, repair, or replacement of the Product at VTB's sole option and expense. VTB owns all Products it has replaced and all parts removed from repaired Products. VTB uses new and reconditioned parts made by various manufacturers in performing warranty repairs and building replacement products. If VTB repairs or replaces a product, the original Warranty Period is not extended, however, VTB warrants that repaired or replacement parts will be free from defects in material and workmanship for a period of thirty (30) days from the date of repair or replacement, or for the remainder of the Warranty Period, whichever is greater.

This warranty does not apply to any Product that has had its serial number altered, removed or defaced, or any Product damage caused by shipping, improper storage, accident, problems with electrical power, abuse, misuse, neglect, ordinary wear, acts of God (e.g. flood), failure to follow directions, improper maintenance, use not in accordance with product instructions, unauthorized modification or service of the Product or damage resulting from the use of the Product with hardware, software or other products not provided by or specifically recommended by VTB.

NOTES:

- Replacement Parts and accessories that are subject to "wear and tear" such as earpads, mic foam covers, talkback cables, etc. have a three (3) month Warranty.
- Replacement Parts for Discontinued Products are sold on an AS IS basis, they are not supported and come with a 30 day Warranty.

THIS LIMITED WARRANTY IS PURCHASER'S SOLE AND EXCLUSIVE REMEDY AND IS IN LIEU OF ALL OTHER WARRANTIES, EXPRESS OR IMPLIED. TO THE EXTENT PERMITTED BY APPLICABLE LAW, VTB HEREBY DISCLAIMS THE APPLICABILITY OF ANY IMPLIED WARRANTY OF MERCHANTABILITY, FITNESS FOR A PARTICULAR PURPOSE OR USE FOR THE PRODUCT. IF SUCH A DISCLAIMER IS PROHIBITED BY APPLICABLE LAW, THE IMPLIED WARRANTY IS LIMITED TO THE DURATION OF THE FOREGOING LIMITED WRITTEN WARRANTY.

IN NO EVENT SHALL VTB BE LIABLE FOR ANY INDIRECT, INCIDENTAL, SPECIAL, PUNITIVE OR CONSEQUENTIAL DAMAGES, OR DAMAGES, INCLUDING BUT NOT LIMITED TO ANY LOST PROFITS, DATA, OR LOSS OF USE, ANY THIRD PARTY CLAIMS, AND ANY INJURY TO PROPERTY OR BODILY INJURY (INCLUDING DEATH) TO ANY PERSON, ARISING FROM OR RELATING TO THE USE OF THIS PRODUCT OR ARISING FROM BREACH OF THE WARRANTY, BREACH OF CONTRACT, NEGLIGENCE, TORT, OR STRICT LIABILITY, EVEN IF VTB HAS BEEN ADVISED OF THE POSSIBILITY OF SUCH DAMAGES.

This warranty supersedes all prior agreements or understandings, oral or written, relating to the Product, and no representation, promise or condition not contained herein will modify these terms. Some states do not allow the exclusion or limitation of incidental or consequential damages, so the above exclusion or limitation may not apply to you. This warranty gives you specific legal rights. You may also have other rights, which vary from state to state. Any action or lawsuit for breach of warranty must be commenced within eighteen (18) months following the purchase of the Product.

EXCLUSIONS FROM LIMITED WARRANTY:

This Limited Warranty shall not apply and VTB has no liability under this Limited Warranty if the Turtle Beach Product:

- is used for commercial purposes such as "LAN, Call Centers" (including rental or lease);
- is modified or tampered with;
- is damaged by Acts of God, power surge, misuse, abuse, negligence, accident, wear and tear, mishandling, misapplication, or other causes unrelated to defective materials or workmanship;
- serial number is defaced, altered or removed;
- is not used in accordance with the documentation and use instructions; or
- is repaired, modified or altered by other than authorized repair centers.
- is no longer available because it was discarded.

For PS4™ | PS3™

EAR FORCE®
**RECON
60P**

**TURTLE
BEACH**



EAR FORCE®
RECON



Watch Turtle Beach product training videos at:
[youtube.com/TurtleBeachVideos](https://www.youtube.com/TurtleBeachVideos)



Product support and warranty information:
[TurtleBeach.com/support](https://www.TurtleBeach.com/support)

© 2015 Voyetra Turtle Beach, Inc. (VTB, Inc) All rights reserved. TURTLE BEACH, The Palm Tree, Voyetra and Ear Force are either trademarks or registered trademarks of VTB, Inc. Skype is a trademark owned by its respective company. This service may not be available in some countries where this product is sold. All other trademarks are the property of their respective owners. Actual product appearance may differ from imagery.

This product is compliant with the Consumer Product Safety Improvement Act of 2008, Public Law 110-314 (CPSIA)